

Order-Taking Set

Girl Scout Cookie™ Activity

Page 1 of 2

Recommended Girl Scouts® grade level: Daisy, Brownie, Junior



Supplies for pencil:

- Printed order-taking pencil template
- One pencil
- Optional: two googly eyes
- String or ribbon
- Markers, crayons or colored pencils
- Scissors
- 1-hole punch
- One brown embroidery floss skein
Tip: One skein will make two tails
- Extra embroidery floss (different colors, cut into 6" strips)
- Tape or glue

Supplies for jumbo binder clip:

- Printed order-taking jumbo binder clip template
- One jumbo binder clip
- 1"x2" Rectangle Avery® labels (Presta® 94220)

Supplies for cookie case clipboard:

- Printed order-taking clipboard sticker template
- Girl Scout Cookie™ case, chipboard or foam core
Tip: Can be reused/recycled materials
- 2½" round Avery® labels (22830™)
- Scissors
- Washi tape
- Assorted decorative stickers

Ready to take orders.

Decorate a jumbo binder clip with Girl Scout Cookie™ messages and turn it into a clipboard using a recycled cookie case, chipboard or foam core. Make it a set by creating a playful horse pencil topper to go with it.

Steps

- 1 Print out order-taking pencil template on 8.5"x11" printer paper, cut out, color and hole punch where indicated.
- 2 If using googly eyes, glue over eyes on template, otherwise color. Tape or glue on some string or ribbon on the horse head to give it a mane.
- 3 Fold where indicated and use glue or tape to finish pencil topper assembly.



The GIRL SCOUTS® name and mark, and all associated trademarks and logotypes, are owned by Girl Scouts of the USA. The LITTLE BROWNIE BAKERS® name and mark, and all associated trademarks are owned by Ferrero Inc., an affiliate of Ferrero Int'l, S.A. ®, ™ & © 2020 Ferrero Inc. WGT_072420

girl scouts
cookie program

Little Brownie
BAKERS

Order-Taking Set

Girl Scout Cookie™ Activity

Page 2 of 2

Recommended Girl Scouts® grade level: Daisy, Brownie, Junior

- 4 Have girls thread and tie a knot with a different color embroidery floss through both loops on each end of a brown embroidery floss skein. Use a different color of embroidery floss to wrap around the brown floss close to where the knot was tied. This is what keeps the “tail” secured. Once both ends are secured, cut in the middle of the brown embroidery floss skein; producing two “tails”.



- 5 Have girls slide their pencil toppers on top of their pencils. Have them tie on their horse tails closer to the middle of the pencil. Continue to step 6 if making a binder clip.



- 6 Print out order-taking jumbo binder clip templates on 1"x2" Rectangle Avery® labels (Presta® 94220). Have girls place stickers on jumbo binder clip to decorate. Continue to step 6 if making a cookie case clipboard.



- 7 Cut down an empty Girl Scout Cookie™ case, chipboard or foam core to a large clipboard size.



- 8 Print out order-taking clipboard sticker templates on 2½" round Avery® labels (22830™). Have girls place stickers on clipboard to decorate. Girls can use assorted stickers and decorative washi tape to personalize and decorate their clipboards however they would like!



- 9 Have girls use the decorated jumbo binder clips to secure papers and order cards to their DIY clipboards. Girls will be taking orders in style with this clipboard and pencil topper!



The GIRL SCOUTS® name and mark, and all associated trademarks and logotypes, are owned by Girl Scouts of the USA. The LITTLE BROWNIE BAKERS® name and mark, and all associated trademarks are owned by Ferequity Inc., an affiliate of Ferrero Int'l, S.A. ©, ™ & © 2020 Ferequity Inc. WGT_072420


girl scouts
cookie program


Little Brownie
BAKERS


Order-Taking Pencil Template



KEY

 = 1-hole punch

 = cut here

 = fold here


girl scouts
cookie program


Little Brownie
BAKERS

The GIRL SCOUTS® name and mark, and all associated trademarks and logotypes, are owned by Girl Scouts of the USA. The LITTLE BROWNIE BAKERS® name and mark, and all associated trademarks are owned by Ferequity Inc., an affiliate of Ferrero Int'l, S.A. ®, ™ & © 2020 Ferequity Inc. WGT_072420

Order-Taking Jumbo Binder Clip Template



Order-Taking Clipboard Sticker Template



2½" round Avery® labels (22830™)

