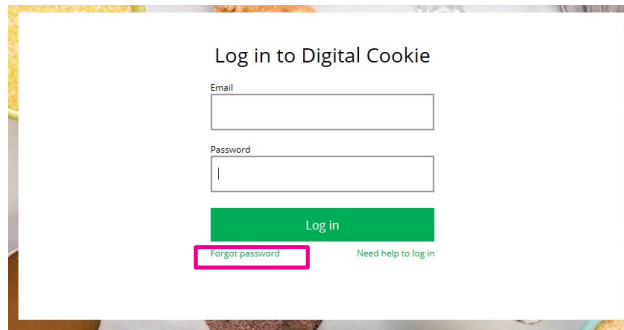


## Forgot Password/Reset Password

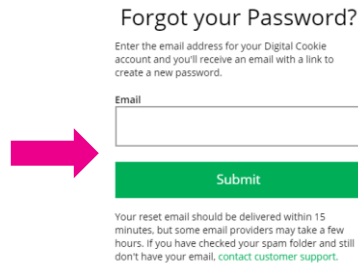
1

Go to [digitalcookie.girlscouts.org](https://digitalcookie.girlscouts.org) and click the “Forgot password” link.



2

Enter the email address associated with your Girl Scout’s Digital Cookie™ registration.



3

You will be sent an email with the subject: “Your Digital Cookie password change” from “Girl Scout Cookies” ([email@email.girlscouts.org](mailto:email@email.girlscouts.org)) in about 15 minutes. Check your junk/spam/promotions if you don’t receive it and be sure to add [email@email.girlscouts.org](mailto:email@email.girlscouts.org) to your “safe sender” list.

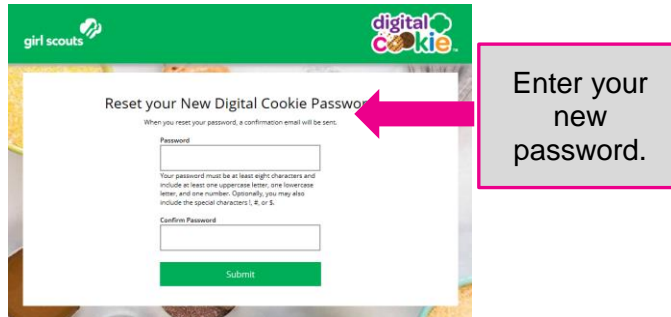
Click on the most recent email you received if you have requested multiples.

Open the email and click on the “Reset” link.

reset it now.' A pink arrow points to the 'reset' link. Below that is a 'Please note:' section: 'Each time you request a password change, we will email you a unique link. Only the new link will permit you to change your password. If you didn't request this change, let us know by contacting [customer service](#).' A pink arrow points to the 'customer service' link." data-bbox="290 734 502 864"/>

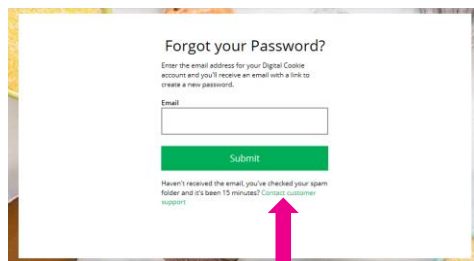
4

You will be taken to a page to reset your password.



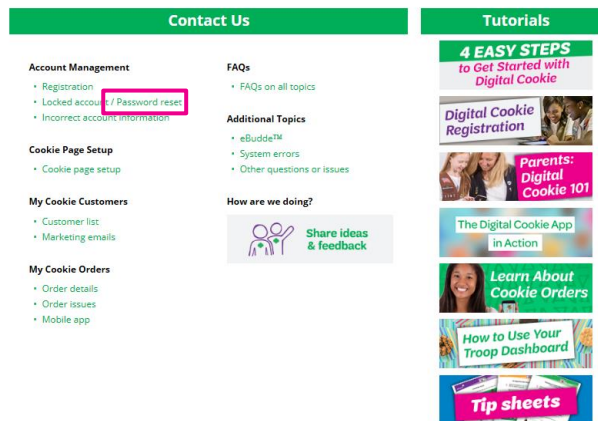
5

If you do not receive an email to reset your password in 15 minutes, return to the login page in step 1 again, click “forgot password” and this time select “Contact Customer Support” to be taken to a customer service form.



6

Select “Password Reset” to be complete information so we can assist you.





Forgot Password

**NEXT STEPS:** [Site Registration](#)  
[Site Setup](#)