






Girl Scouts – North Carolina Coastal Pines
6901 Pinecrest Road
Raleigh, NC 27613



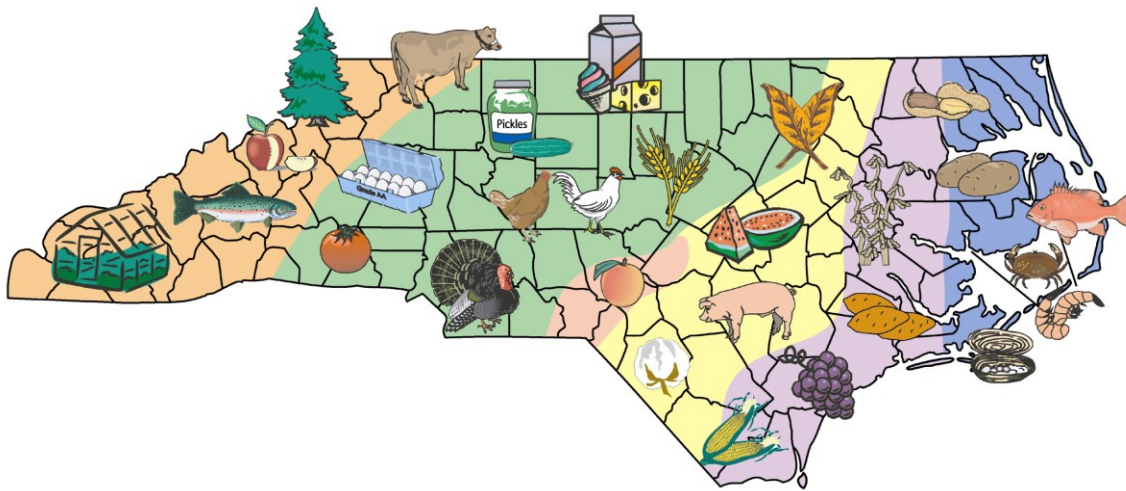
HOME GROWN IN NORTH CAROLINA



North Carolina Department of Agriculture and Consumer Services Patch Program

North Carolina's agricultural industry, including food, fiber and forestry, contributes \$78 billion to the state's economy, accounts for more than 17 percent of the state's income, and employs 16 percent of the work force. The North Carolina Department of Agriculture and Consumer Services (NCDA&CS) is the leading state agency for agriculture. They are charged with inspecting agricultural facilities, marketing agricultural products and running farmer's markets and research stations statewide.

In order to earn the Home Grown in North Carolina patch, Girl Scouts must complete the first activity and choose three others listed in Part I of the Patch Program or attend a county or the N.C. State Fair and complete five of the requirements (including the starred activity) in Part II of Home Grown in North Carolina.



Home Grown, Part I

In order to earn the Home Grown in North Carolina Patch, Girl Scouts must complete the first activity and choose three others listed in Part I of the Patch Program or attend a county or the N.C. State Fair and complete five of the requirements (including the starred activity) in Part II of Home Grown in North Carolina.


1. *****Take a trip!** Make plans to visit one of the following locations. While there, interview an employee and ask the person why the place is important to agriculture. Find out about what type of job this person does. After your visit, make a scrapbook page or write a journal entry about the activities you did.

Visit two of the following:

- Research Station (see www.ncagr.com/research for locations)
- State-run or local Farmers Market (see www.ncagr.com/markets/facilities/ for more information)
- Agricultural Fair (see www.ncagfairs.org)
- Farm

2. **Go to the Grocery Store!** Visit your local grocery store and look for the Goodness Grows in North Carolina label or the Got to Be NC label.

- Write down five products with this label.
- What does it mean if a product has this logo on the label?
- Why is this label important to agriculture in our state?
- What does it mean when you see the green local sign?



LOCAL

3. **Weights and Measures.** The North Carolina Department of Agriculture and Consumer Services inspect gas pumps and scales statewide. An inspection sticker is placed on the pump or scale once it is inspected. Name five places in your community you have seen this sticker.

4. **Surf the Web.** Visit the NCDA&CS Web site (www.ncagr.com) and answer the following questions:

- Who is the Commissioner of Agriculture and what is his job?
 - What is the name of the newspaper published monthly by the NCDA&CS?
 - Visit the Ag Statistics Division page. Find the top five commodities in our state.
 - Name the four farmer's markets and two fairs the department runs.
 - Go to the Human Resources Division and visit job listings and choose two jobs. What type of education must you have to take the jobs?
5. **Food Diary.** Make a list of all the foods you eat for one week. Which foods are grown in North Carolina?
6. **Visit a roadside produce stand.**
With an adult, visit a roadside produce stand. Discuss with the grower the following topics/questions:
- What is he/she growing?
 - How many acres he/she farms?
 - What is the easiest/most difficult commodity to grow?
 - How long he/she has been farming?
 - Why he/she farms?

Girl Scout Leader resources: Please use the following Web sites for more information: www.ncagr.com and www.ncagfairs.org.

Home Grown, Part II

Fairs are an important part of many communities across North Carolina. Girl Scouts can learn about agriculture in their community at the county and regional agriculture fairs and at the State Fair held in Raleigh.

Girl Scout Leaders: Information on County Fairs can be found at www.ncagfairs.org. Information on the State Fair is at www.ncstatefair.org. For more information, contact the Public Affairs Division at the North Carolina Department of Agriculture and Consumer Services at (919) 733-4216.

Each Girl Scout must attend the N.C. State Fair or a county fair and complete five of the following activities including the starred activity.

1. ***Attend a county fair or the N.C. State Fair and write a summary of your visit. Include why you think the fair is important to agriculture and to your community.
2. Draw a picture or make a scrapbook page of your day at the fair.
3. Visit a youth livestock show or auction and record the winner and/or prize money.
4. Visit the fruit and vegetable exhibits and record the weight of the largest fruit or vegetable.
5. Visit the arts and photography section and write a description of a winning entry.
6. Make a map of the fairgrounds and show the places you visited.

7. Interview a fair employee or volunteer. Ask what job they do for the fair and how long they have worked for the fair. Write a brief summary.
8. Make a list of the food you ate while at the fair. List the agricultural products used to make the food.
9. Enter an item into competition at the Fair. This item can be in any category.
10. List five animal breeds that were in competition or on display at the fair. What role does the animal play in agriculture?

Patch Order Form

HOME GROWN IN NORTH CAROLINA
A Girl Scout Patch Program



Please send me _____ of the "Home Grown in North Carolina" patches.

Troop # _____ Grade Level _____

Total # of Patches _____ x \$1.50 = _____

NC Sales Tax (6.75% of subtotal) = _____

Shipping and Handling = _____

(see chart below)

Total Amount Enclosed = _____

Patches are available at the Fayetteville, Goldsboro, and Raleigh Council Shops. Mail and phone orders are also accepted. For Mail Orders, send order form with check to:

Girl Scouts – North Carolina Coastal Pines
6901 Pinecrest Road
Raleigh, NC 27613
Attn: Council Shop

Make checks payable to: Girl Scouts – North Carolina Coastal Pines



Mail patches to:

Name: _____

Address: _____

_____ Zip _____

Phone: (H) _____ (W) _____

Shipping & Handling Charges

Purchase Amount	Shipping Charge	Purchase Amount	Shipping Charge
Up to \$25.00	\$ 5.95	\$100.01 to \$200.00	\$ 14.95
\$25.01 to \$50.00	\$ 7.95	\$200.01 to \$300.00	\$ 20.95

\$50.01 to \$75.00	\$ 9.95	\$300.01 to \$500.00	\$ 25.95
\$75.01 to \$100.00	\$ 11.95	Over \$500.00	\$ 45.95

HOME GROWN PROGRAM EVALUATION

Please have each girl who worked on this patch program complete this evaluation form. Your comments are an invaluable to Girl Scouts - North Carolina Coastal Pines. Thank you for taking the time to fill out this form.

<p>Tell us About You: Please place a check next to which best describes your nationality:</p> <p>_____ African-American _____ White</p> <p>_____ American Indian or Alaskan native _____ Other</p> <p>_____ Asian or Pacific Islander _____ Hispanic; (regardless of race)</p>	<p>Place the number of girls and adults who worked on this patch program on the appropriate line:</p> <p>_____ Daisy _____ Brownie</p> <p>_____ Junior _____ Cadette</p> <p>_____ Senior _____ Ambassador</p> <p>_____ Adult</p>
--	---

Tell us about the patch program:

Please check the response that best describes what you think.

	Strongly Agree	Agree	Uncertain	Disagree	Strongly Disagree
The topic and activities in this patch program were interesting to me:					
The activities in this patch program made me think about things I never thought about before:					
The patch program helped me better understand the benefits of locally grown food and/or the state/county fair system:					

What else do you think?

Please complete the following questions.

What did you really like about this patch program?

What did you not like about this patch program?

What could be added or changed to make this patch program better?

Other comments?

What did you do?

Please check the activities you used from this patch program, and then rate each activity by circling the number that reflects how you feel.

USED?	ACTIVITY	RATING SCALE				
		1 (did not like) to 5 (Great!)				
_____	Visiting a grocery store	1	2	3	4	5
_____	Surfing the web	1	2	3	4	5
_____	Attending a county/state fair	1	2	3	4	5
_____	Learning about goodness grows	1	2	3	4	5

Please return to the Raleigh Service Center, Attn: Program Department,
6901 Pinecrest Road, Raleigh, NC 27613